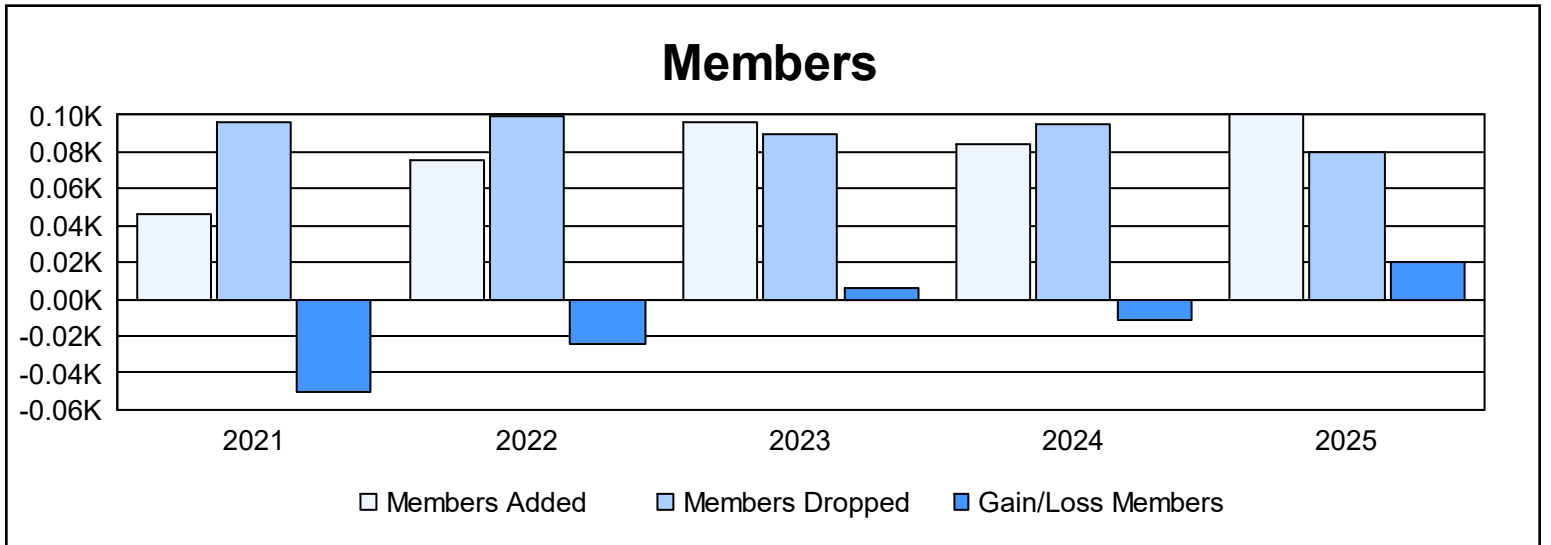
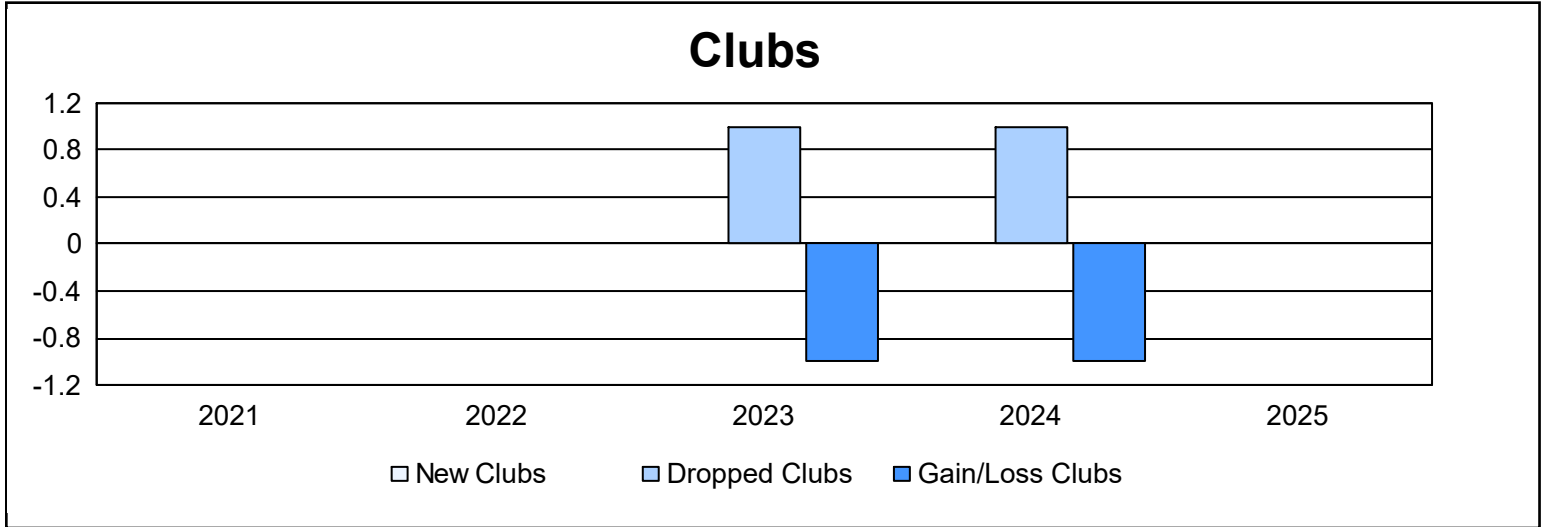
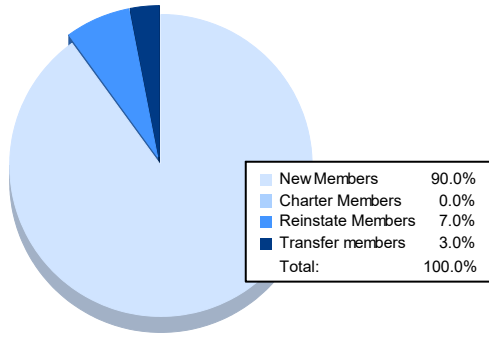


Year	New Clubs	Dropped Clubs	Gain/ Loss Clubs	New Members	Charter Members	Reinstate Members	Transfer Members	Total Member Added	Total Members Dropped	Gain/ Loss Members
2020-2021	0	0	0	35	0	7	4	46	96	-50
2021-2022	0	0	0	68	1	2	4	75	99	-24
2022-2023	0	1	-1	87	0	6	3	96	90	6
2023-2024	0	1	-1	77	0	2	5	84	95	-11
2024-2025				90	0	7	3	100	80	20
<b>Average</b>	<b>0</b>	<b>1</b>	<b>-1</b>	<b>71</b>	<b>0</b>	<b>5</b>	<b>4</b>	<b>80</b>	<b>92</b>	<b>-12</b>



### Membership Composition June 2025 Cumulative



### Gender Composition June 2025 Cumulative

